

June 20, 2022

Precipitation^{1,2}

Northern Sierra

41.2"

Percent average to: 6/20

79%



Central Sierra

24.4"

62%

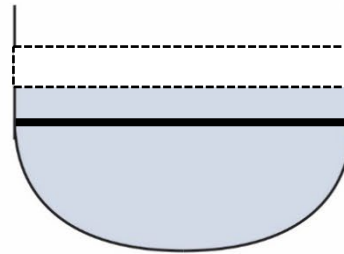


Percent of average to: 6/20

Reservoir Storage⁴

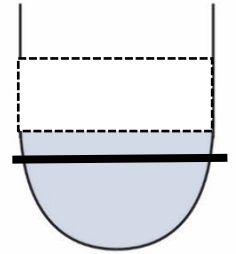
Oroville

66%



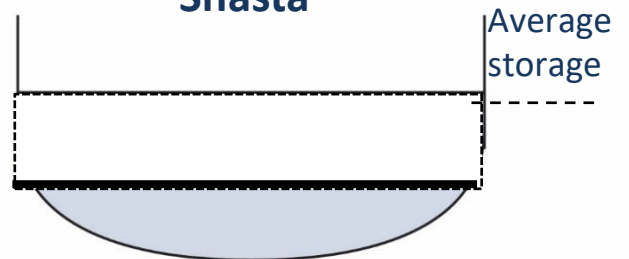
San Luis

69%



Shasta

49%

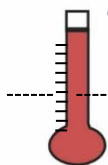


Water Temperature³

In degrees Fahrenheit

Average to: 6/20

57°

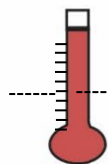


Historical average:

56°

Clear Creek

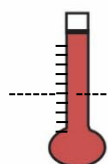
70°



69°

Collinsville

74°



74°

Clifton Court Forebay

Water Flow and Quality^{4,5,6}

Flow (cfs) | % of 20 yr flow average

Salinity (µS/cm) | (ppm)

Sacramento River @Freeport

12,439 cfs | 66% 130 µS/cm | 78-118 ppm

San Joaquin River @Vernalis

688 cfs | 16% 117 µS/cm | 92-137 ppm

Combined CVP+SWP Diversion

1310 cfs | 23% N/A µS/cm | - ppm

¹ <https://go.usa.gov/xQsUc> ³ <https://go.usa.gov/xURFU> ⁵ <https://go.usa.gov/xQsU2>

² <https://go.usa.gov/xQsUa> ⁴ <https://go.usa.gov/xQsUr> ⁶ <https://go.usa.gov/xQsUt>