

March 23, 2022

Precipitation^{1,2}

Northern Sierra

33.0"



Percent average to: 3/23

78%

Central Sierra

21.5"



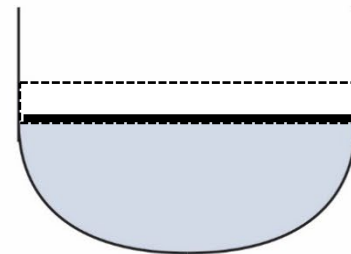
68%

Percent of average to: 3/23

Reservoir Storage⁴

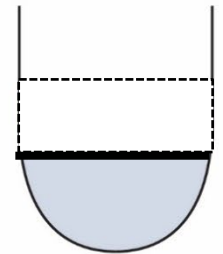
Oroville

67%



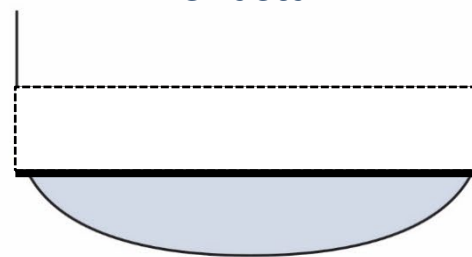
San Luis

52%



Shasta

49%



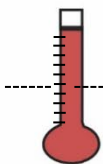
Average storage

Water Temperature³

In degrees Fahrenheit

Average to: 3/23

49°

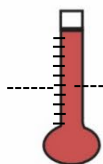


Historical average:

46°

Clear Creek

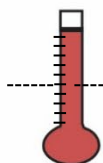
56°



56°

Collinsville

58°



59°

Clifton Court Forebay

Water Flow and Quality^{4,5,6}

Flow (cfs) | % of 20 yr flow average

Salinity (µS/cm) | (ppm)

Sacramento River @Freeport

12,419 cfs | 37% 163 µS/cm | 83-125 ppm

San Joaquin River @Vernalis

1,004 cfs | 15% 520 µS/cm | 166-399 ppm

Combined CVP+SWP Diversion

1593 cfs | 26% N/A µS/cm | - ppm

¹ <https://go.usa.gov/xQsUc> ³ <https://go.usa.gov/xURFU> ⁵ <https://go.usa.gov/xQsU2>

² <https://go.usa.gov/xQsUa> ⁴ <https://go.usa.gov/xQsUr> ⁶ <https://go.usa.gov/xQsUt>