

October 28, 2021

## Precipitation<sup>1,2</sup>

### Northern Sierra

12.4"



Percent average to: 10/26

525%\*

### Central Sierra

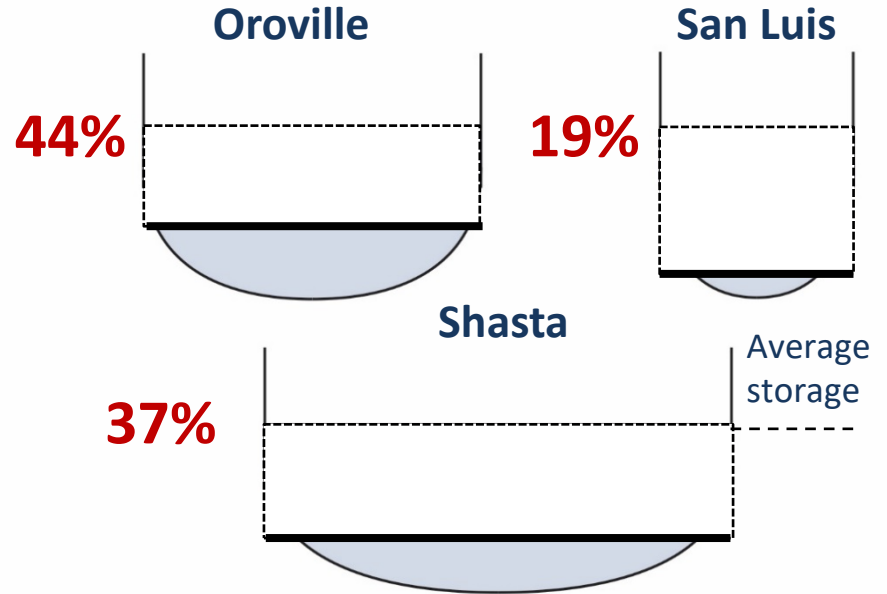
6.6"



378%\*

Percent of average to: 10/26

## Reservoir Storage<sup>4</sup>



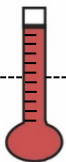
## Water Temperature<sup>3</sup>

In degrees Fahrenheit

Average to: 10/26

Historical average:

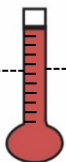
55°



55°

### Clear Creek

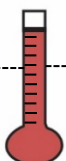
64°



65°

### Collinsville

66°



67°

### Clifton Court Forebay

## Water Flow and Quality<sup>4,5,6</sup>

Flow (cfs) | % of 20 yr flow average

Salinity (µS/cm) | (ppm)

### Sacramento River @Freeport

11,982 cfs | 106% 156 µS/cm | 80-120 ppm

### San Joaquin River @Vernalis

629 cfs | 27% 316 µS/cm | 162-243 ppm

### Combined CVP+SWP Diversion

1,948 cfs | 36% n/a µS/cm | - ppm

<sup>1</sup> <https://go.usa.gov/xQsUc> <sup>3</sup> <https://go.usa.gov/xURFU> <sup>5</sup> <https://go.usa.gov/xQsU2>

<sup>2</sup> <https://go.usa.gov/xQsUa> <sup>4</sup> <https://go.usa.gov/xQsUr> <sup>6</sup> <https://go.usa.gov/xQsUT>