

Water reliability for CVWD

Delta Stewardship Council Discussion

October 27, 2022

Robert C. Cheng
Assistant General Manager - CVWD



Our Mission

To meet the water-related needs of the people through dedicated employees, providing high quality water at a reasonable cost.

CVWD – at a glance



- Serves Riverside, Imperial & San Diego Counties
- CV Storm Water District – 1915
- CV County Water District – 1918
- Water resources manager for service area
- 5-member Board of Directors
- Serves > 110,000 accounts
- Population >270,000
- ~570 employees
- \$452 M budget (FY22)

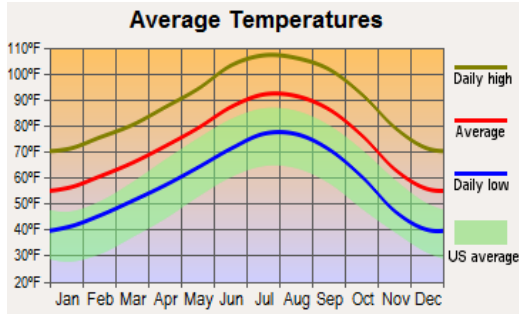
Land of contrasts



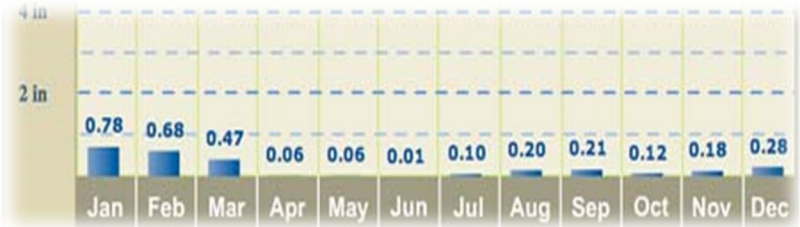
From 10,834 ft....



.....to -226 ft



From ~60 °F in winter....to 120 °F in summer



Avg. annual precip < 4 in.



Your 99,000 attended
\$704 M



120 courses
\$1.3 B



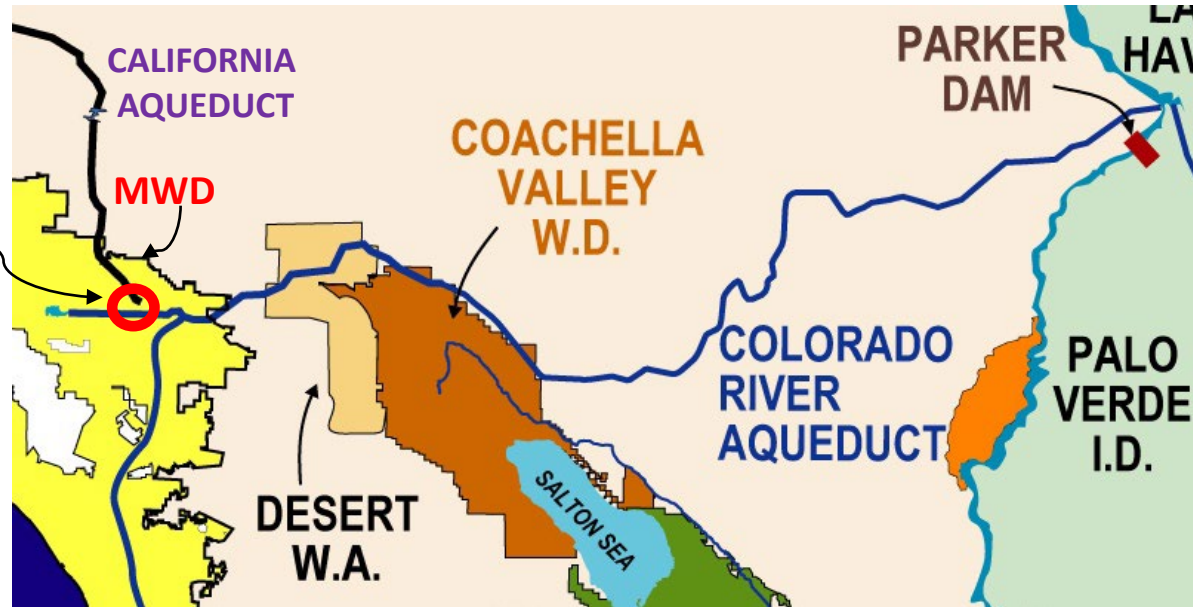
432,000 attended
\$418 M



\$750 M - \$1 B



Not possible without reliable water supply



State Project Water

Year	Agreement Agency	Volume (taf)
1963	DWR	23.1
2003	MWD	88.1
2004	Tulare	9.9
2007	Berrenda Mesa	12
2007	Tulare	5.25
2012	Rosedale	9.5
Total		147.85

- Groundwater ~ 39 maf
- Natural flows ~ 10 taf/yr
- Recycled water ~ 9 taf/yr

Colorado River Water

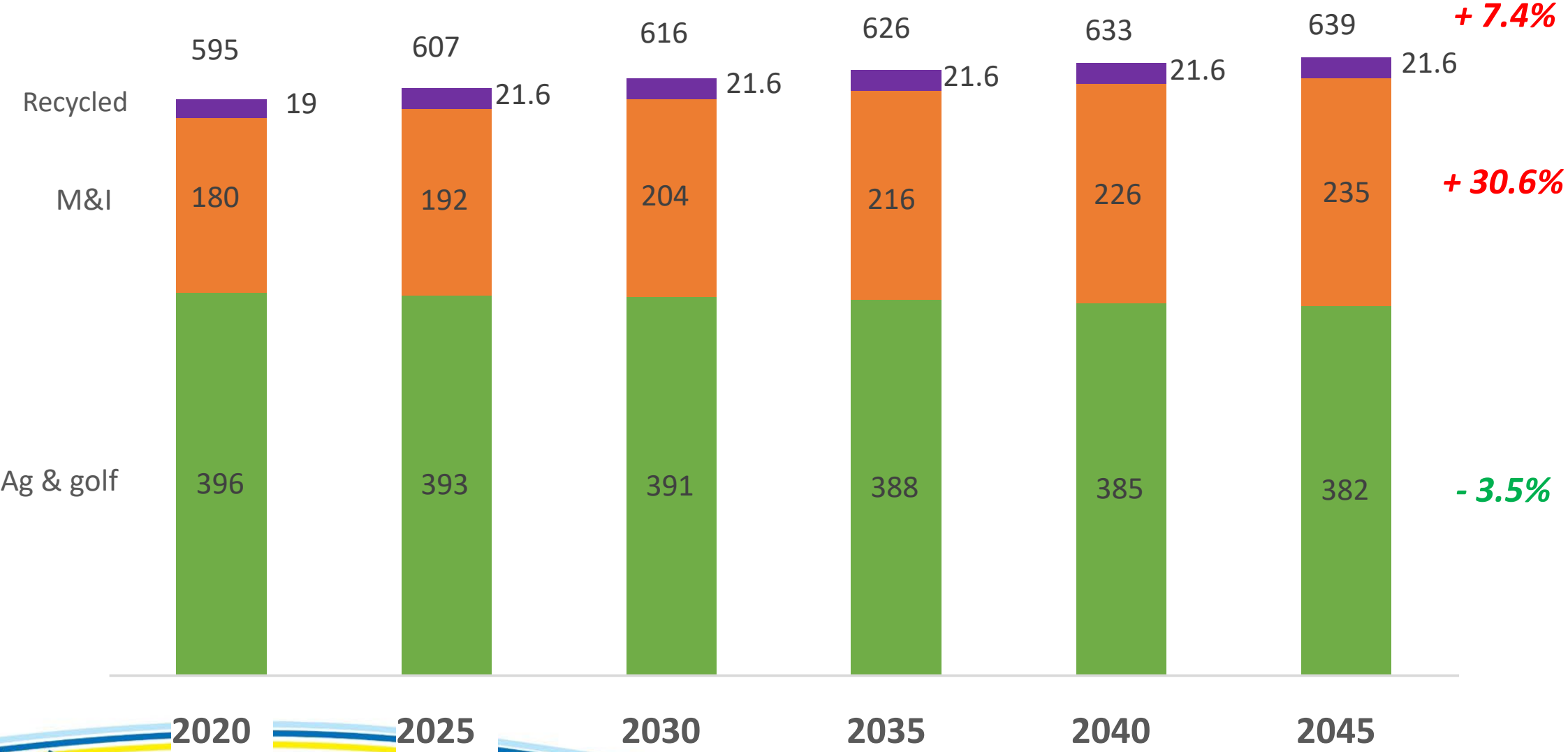
~ 80% of CVWD's imported water supply

Year	Agreement Agency	Volume (taf)
1989	MWD	20
2003	QSA (CVWD)	330
	<i>Coachella Canal Lining Project</i>	<i>(26)</i>
	<i>Indian Present Perfected</i>	<i>(3)</i>
2003	QSA (IID)	103
2003	MWD	35
Total		459



Your water is our promise

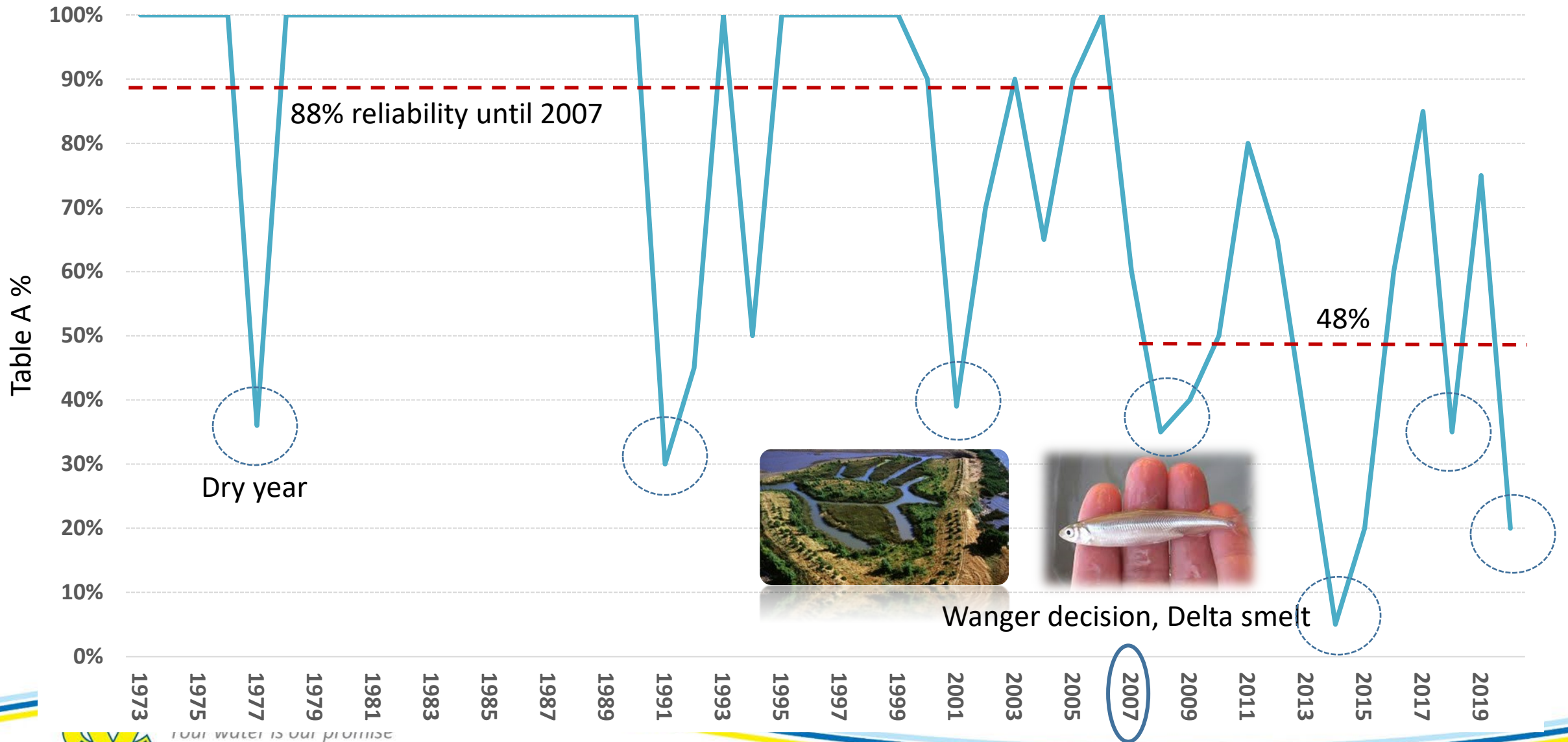
Water use, by sector (taf/yr)



Your water is our promise

Issue – reduced SWP allocation

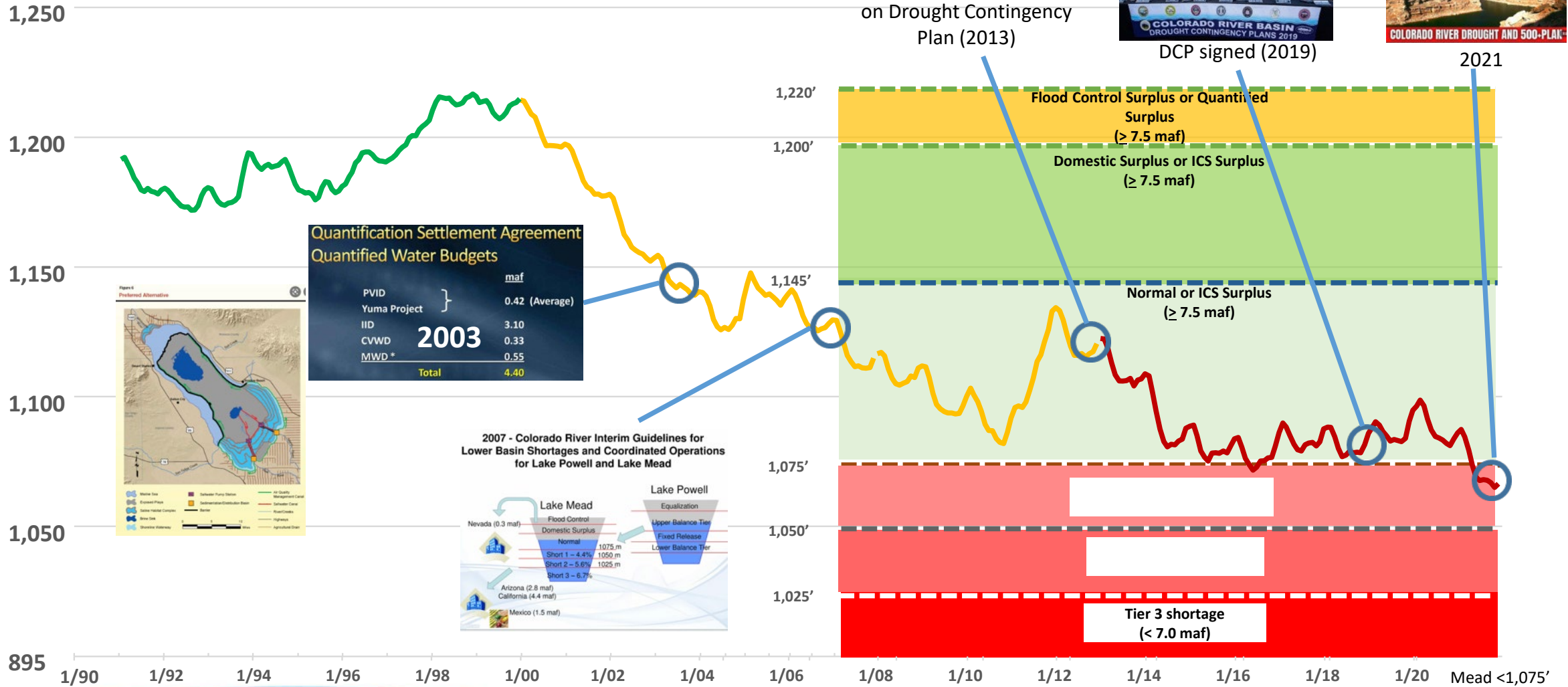
100% = 138,350 af for CVWD



Your water is our promise

Issue – competition for declining CR water

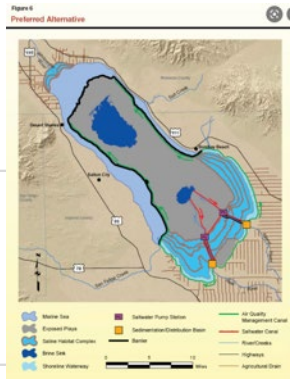
Lake Mead elevation (ft)



**Quantification Settlement Agreement
Quantified Water Budgets**

	maf
PVID	0.42 (Average)
Yuma Project	3.10
CVWD	0.33
MWD*	0.55
Total	4.40

2003

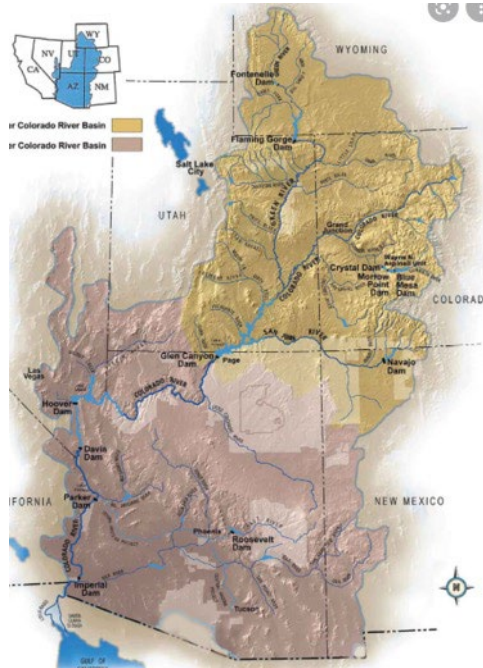


Your water is our promise

First ever shortage declared

Summary - future uncertainties

Colorado River



- no add'l supplies available
 - drought conditions since 2000
 - reservoir storages < 50%
 - Drought Contingency Plan
- ✓ *CVWD's share up to 24,500 af*

State Water Project



- limited storage
 - flashy hydrology
 - increasing environmental pressures
 - decreasing reliability
- ✓ *CVWD loss of 88,400 af*

Recycling



- limited use
- regulatory hurdles
- competition for use
- cost



- consumer acceptance



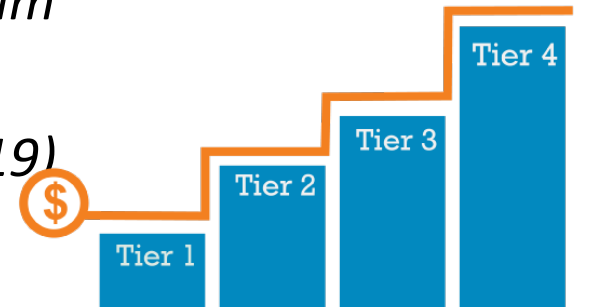
Your water is our promise

CVWD's conservation efforts




■ Groundwater

- ✓ *landscape plan & irrigation design ordinance (270 taf since 2007)*
- ✓ *large landscape smart controllers rebate program (245 taf since 2008)*
- ✓ *tiered water rates (840 taf between 2009 & 2019)*



■ Colorado River water

- ✓ *CVWD's ag among the most efficient in the US (<3.8 af/acre-yr)*
- ✓ *> 60% of customers invested in drip irrigation*
- ✓ *49-mile lining of Coachella Canal (saves 132 taf/vr)*



We are sensitive to DSC's goals

1. Achieve the two coequal goals of providing a more reliable water supply for California and protecting, restoring, and enhancing the Delta ecosystem. The coequal goals shall be achieved in a manner that protects and enhances the unique cultural, recreational, natural resource, and agricultural values of the Delta as an evolving place.
2. Protect, maintain, and, where possible, enhance and restore the overall quality of the Delta environment, including, but not limited to, agriculture, wildlife habitat, and recreational activities.
3. Ensure orderly, balanced conservation and development of Delta land resources.
4. Improve flood protection by structural and nonstructural means to ensure an increased level of public health and safety.



Reduced supply challenges



Affordability

- DAC
- Human right to water
- Regulatory impacts
- Rate pressures

Supply

- 5%/HHS on SPW
- CR drought
- CA contributions
- Tribal lawsuit
- SGMA compliance



Economic impacts

- Tourism
- Agriculture
- Job losses



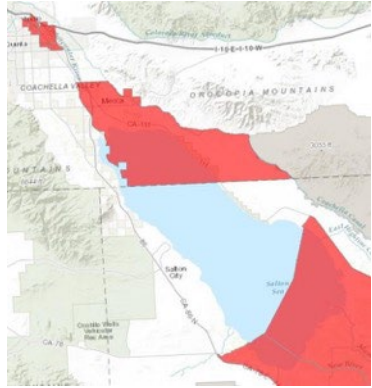
Investing in supply reliability



Your water is our promise

Disadvantaged Communities – Eastern CV

SB 535 Disadvantaged Communities




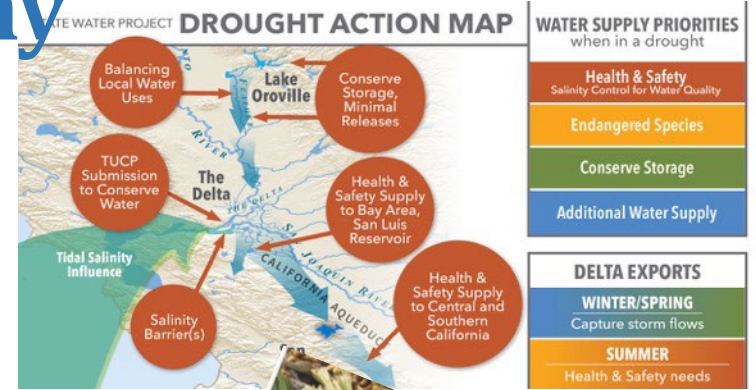
- 83 small water systems identified
- WQ issues due to arsenic
- \$72 M needed in funding
- System consolidation difficult, long distances from existing infrastructure
- Prop 218 prevents ratepayer funding, use grants
- Coequal goals of human right to safe water and affordability depend on
 - ✓ *sufficient and reliable water supply*
 - ✓ *adequate funding*



Your water is our promise

Coachella Valley economy

- Tourism (\$7.5 B in revenues)
 - ✓ 14.1 M visitors
 - ✓ 53,000 jobs
- Agriculture (~\$1 B in revenues)
 - ✓ 12,000 jobs
- Pressures on water resources threatens CV economy & national food security
- Sensitivity of balance in meeting various needs for water



our promise

Final thoughts

- Lack of local precipitation drove need for CVWD's supply diversification
- Success w/municipal & agricultural water use efficiencies
- Imports will be key in continued vitality of the Coachella Valley
- Future supply uncertainties threatens local economy
- Continue to pursue local reliability
- Keep affordability in mind



Your water is our promise