

September 28, 2023

## Precipitation<sup>1,2</sup>

### Northern Sierra

66.0"



Percent average to: 9/27  
124%

### Central Sierra

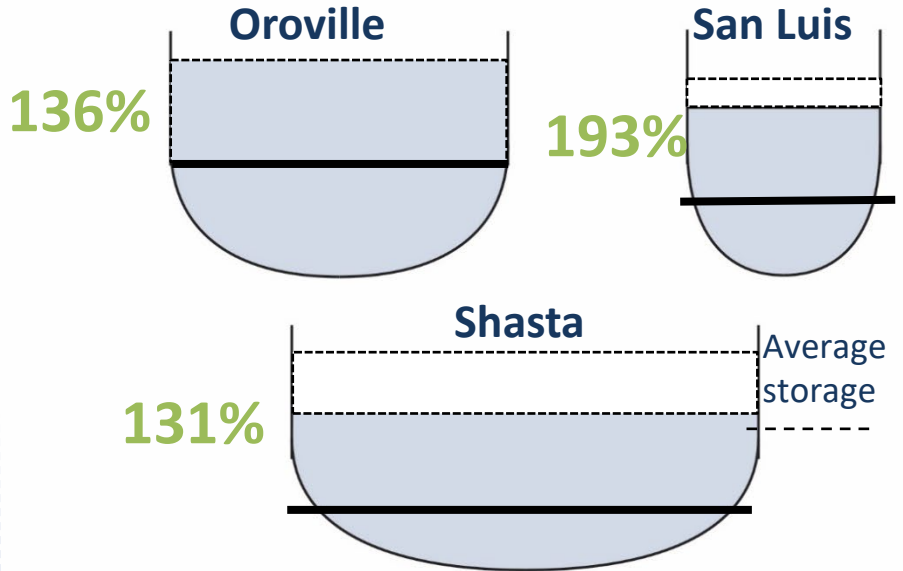
64.4"



161%

Percent of average to: 9/27

## Reservoir Storage<sup>4</sup>

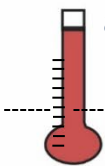


## Water Temperature<sup>3</sup>

In degrees Fahrenheit

Average to: 9/27

57°

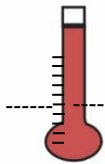


Historical average:

57°

### Clear Creek

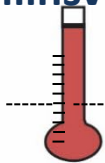
70°



69°

### Collinsville

74°



74°

### Clifton Court Forebay

## Water Flow and Quality<sup>4,5,6</sup>

Flow (cfs) | % of 20 yr flow average

Salinity (µS/cm) | (ppm)

### Sacramento River @Freeport

18,577 cfs | 125% 68 µS/cm | 43.5 ppm

### San Joaquin River @Vernalis

2,018 cfs | 118% 70 µS/cm | 44.8ppm

### Combined CVP+SWP Diversion

8,294 cfs | 95% N/A µS/cm | - ppm

<sup>1</sup> <https://go.usa.gov/xQsUc> <sup>3</sup> <https://go.usa.gov/xURFU> <sup>5</sup> <https://go.usa.gov/xQsU2>

<sup>2</sup> <https://go.usa.gov/xQsUa> <sup>4</sup> <https://go.usa.gov/xQsUr> <sup>6</sup> <https://go.usa.gov/xQsUT>