

November 14, 2023

Precipitation^{1,2}

Northern Sierra

1.7"

Percent average to: 11/14

33%



Central Sierra

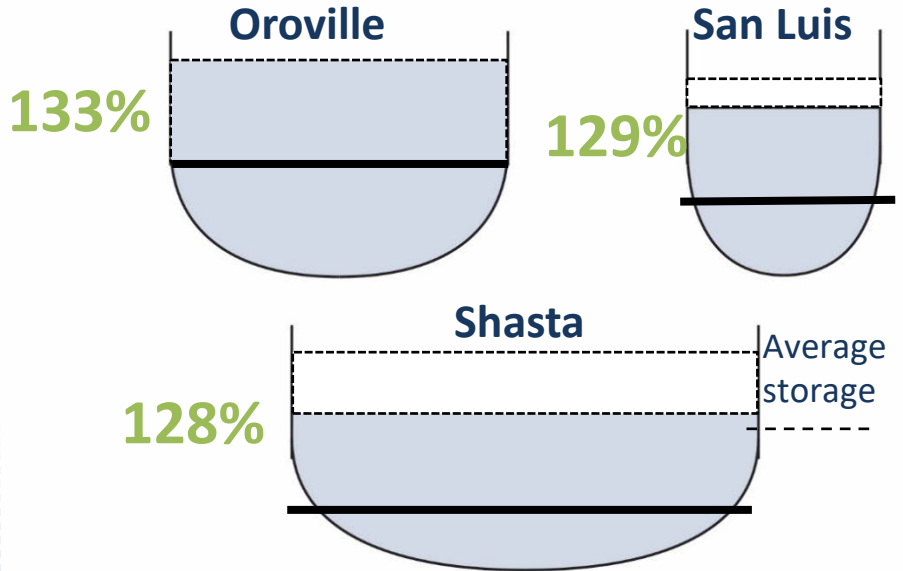
0.8"

22%



Percent of average to: 11/14

Reservoir Storage⁴

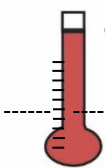


Water Temperature³

In degrees Fahrenheit

Average to: 11/14

54°

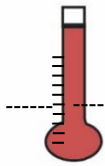


Historical average:

53°

Clear Creek

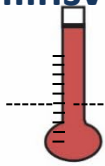
61°



59°

Collinsville

61°



59°

Clifton Court Forebay

Water Flow and Quality^{4,5,6}

Flow (cfs) | % of 20 yr flow average

Salinity (µS/cm) | (ppm)

Sacramento River @Freeport

8,663 cfs | 75% 58 µS/cm | 37.12 ppm

San Joaquin River @Vernalis

1,834 cfs | 104% 58 µS/cm | 37.12 ppm

Combined CVP+SWP Diversion

5,744 cfs | 85% N/A µS/cm | - ppm

¹ <https://go.usa.gov/xQsUc> ³ <https://go.usa.gov/xURFU> ⁵ <https://go.usa.gov/xQsU2>

² <https://go.usa.gov/xQsUa> ⁴ <https://go.usa.gov/xQsUr> ⁶ <https://go.usa.gov/xQsUT>