

October 24<sup>th</sup>, 2022

## Precipitation<sup>1,2</sup>

### Northern Sierra

0"

Percent average to: 10/24

0%



### Central Sierra

0"

2%

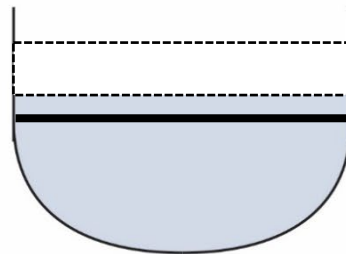


Percent of average to: 10/24

## Reservoir Storage<sup>4</sup>

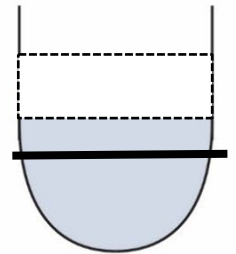
### Oroville

62%



### San Luis

57%



### Shasta

58%

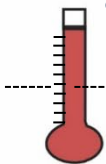


## Water Temperature<sup>3</sup>

In degrees Fahrenheit

Average to: 10/24

56°

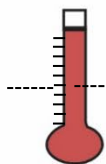


Historical average:

55°

### Clear Creek

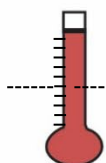
66°



65°

### Collinsville

72°



67°

### Clifton Court Forebay

## Water Flow and Quality<sup>4,5,6</sup>

Flow (cfs) | % of 20 yr flow average

Salinity (µS/cm) | (ppm)

### Sacramento River @Freeport

12,432 cfs | 110% 140 µS/cm | 71.1-107.5 ppm

### San Joaquin River @Vernalis

234 cfs | 29% 234 µS/cm | 119.8-179.9 ppm

### Combined CVP+SWP Diversion

1678 cfs | 25% N/A µS/cm | - ppm

<sup>1</sup> <https://go.usa.gov/xQsUc> <sup>3</sup> <https://go.usa.gov/xURFU> <sup>5</sup> <https://go.usa.gov/xQsU2>

<sup>2</sup> <https://go.usa.gov/xQsUa> <sup>4</sup> <https://go.usa.gov/xQsUr> <sup>6</sup> <https://go.usa.gov/xQsUT>