

January 28, 2021

Precipitation^{1,2}

Northern Sierra

9.7"



Percent average to: 1/25

37%

Central Sierra

5.6"



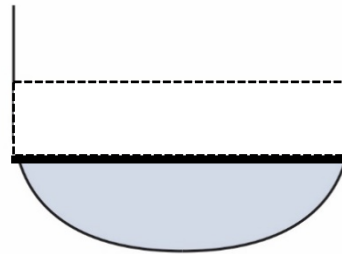
30%

Percent of average to: 1/25

Reservoir Storage⁴

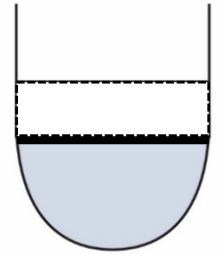
Oroville

54%



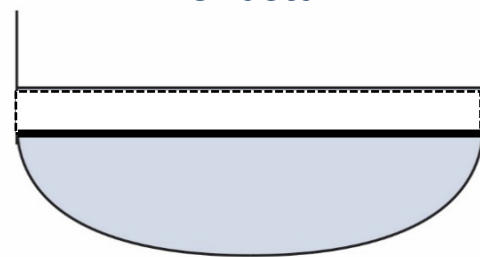
San Luis

65%



Shasta

69%



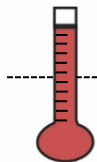
Average storage

Water Temperature³

In degrees Fahrenheit

Average to: 1/25

47°

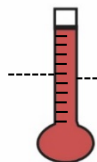


Historical average:

47°

Clear Creek

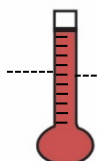
51°



49°

Collinsville

51°



50°

Clifton Court Forebay

Water Flow and Quality^{4,5,6}

Flow (cfs) | % of 20 yr flow average

Salinity (µS/cm) | (ppm)

Sacramento River @Freeport

8,285 cfs | **46%** **199** µS/cm | 102 – 152.83 ppm

San Joaquin River @Vernalis

929 cfs | **19%** **829** µS/cm | 424 - 636 ppm

Combined CVP+SWP Diversion

3,002 cfs | **42%** **713** µS/cm | 365 - 547 ppm

¹ <https://go.usa.gov/xQsUc> ³ <https://go.usa.gov/xURFU> ⁵ <https://go.usa.gov/xQsU2>

² <https://go.usa.gov/xQsUa> ⁴ <https://go.usa.gov/xQsUr> ⁶ <https://go.usa.gov/xQsUt>